



STUDENT DASHBOARD



COURSE INTRODUCTION

These 3 courses have one on one evaluation assessments via MS/TEAMS with an Assessor. For these courses you will have to complete the registration form online which will be available to you after completion of all sections. The one-on-one evaluation form can be sent to training@pcita.org.za Assessment Evaluation Package will be sent to you, please make sure to print the Assessment before your meeting with the Assessor. After passing the evaluation, the student will receive a certificate.



(Download the Course Manual)
STRUCTURAL HEALTH AND NUISANCE PEST CONTROL

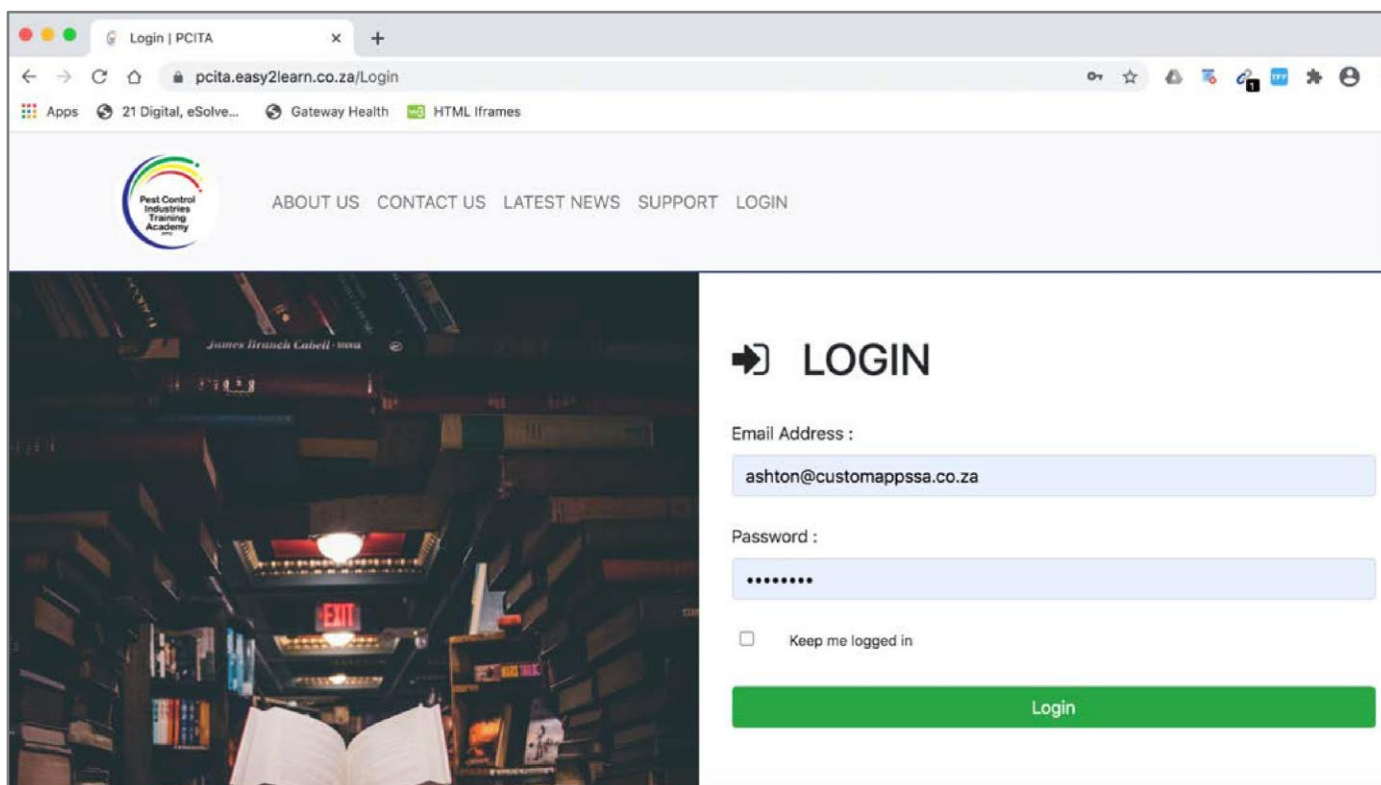


(Download the Course Manual)
PRE/POST CONSTRUCTION TERMITICIDE APPLICATION FOR CONTROL OF TERMITES



(Download the Course Manual)
WEED AND INVADER PLANT MANAGEMENT

LOGIN



Login to the learner Management System to access your course and module content.

Link: <https://pcita.easy2learn.co.za>

Please use your email and the Password will always be **Password** on the first attempt. You will be able to change your password to something more secure once you login to the system.

LOGIN

Security Setup

Change Password

Welcome. For security reasons, please select a new password for your profile!

New Password:
New Password

Confirm Password:
Confirm New Password

Change Password

Security Setup

A password, sometimes called a passcode, is a memorized secret used to confirm the identity of a user.

In general, a password is an arbitrary string of characters including letters, digits, or other symbols. If the permissible characters are constrained to be numeric, the corresponding secret is sometimes called a personal identification number (PIN).

Despite its name, a password need not be an actual word; indeed a non-word (in the dictionary sense) may be harder to guess, which is a desirable property of passwords. A memorized secret consisting of a sequence of words or other text separated by spaces is sometimes called a passphrase. A passphrase is similar to a password in usage but the former is generally longer for added security.

Once you have logged in, you will be given an option to change your password to something more secure. Add the new password and click on the green button which says change password.

Once you have done this, make sure you save this password somewhere so that you do not lose it.

Then click on the dashboard option on the left menu.

DASHBOARD

Welcome Mrs. Naomi Van der Merwe

Select a course



Occupational Health and Safety in the Pest Control Industry

In Progress

ENROLLED COURSES
5

ENROLLED MODULES
5

TASKS & ASSIGNMENTS
0

The dashboard features a welcome message for Mrs. Naomi Van der Merwe and a 'Select a course' button. A course card is displayed with a background image of safety gear and the text 'Pest Control Industries Training Academy (NPC)' and 'Occupational Health and Safety in the Pest Control Industry'. The course status is 'In Progress'. To the right, three summary cards show 'ENROLLED COURSES: 5', 'ENROLLED MODULES: 5', and 'TASKS & ASSIGNMENTS: 0'. A blue arrow points from the course card to the 'ENROLLED COURSES' card.

You will see the course you are enrolled for on your dashboard. It should state started if it is a new course which you are enrolled for. Click on the course image.

If you enrolled for more than one course, it would give you all the course descriptions under your name.

Click on the course you want to start with first.

COURSE MODULE

Occupational Health and Safety

Select a module 43m



Occupational Health and Safety in the Pest Control Industry
MODULE CONTENT
In Progress

ENROLLED MODULES
1

STATUS & RESULTS
In Progress
TBC

PERFORMANCE SUMMARY

FACILITATOR
Mrs. Course Coordinator

ASSESSOR
-

MODERATOR
-

A blue arrow points to the 'FACILITATOR' field.

On the next screen you will see the modules for the course. Click on that.

On the dashboard you will see the videos you need to watch to answer the questions. When all the questions are answered for the videos, you will proceed to your 3 sections. You MUST watch the videos before will be able to proceed.

Occupational Health and Safety - Module Content

Sections Results

CLICK BELOW TO START A MODULE SECTION:

- ▶ Section 1 - Introduction to Occupational Health and Safety
- ▶ Section 2 - Pest Control Health and Safety Risk Management

Section Progress:
3% Complete

A blue arrow points to the top right corner of the page.

MODULE SECTION

Start Section

Section 1 - Introduction to Occupational Health and Safety

Instructions Content Resources Assignments

68650002-176a-4164-b5c9-a72a04d09bd0.pdf

**OCCUPATIONAL HEALTH AND SAFETY
IN THE PEST CONTROL INDUSTRY**

SECTION 1

On the next screen you will see the module section and the content. Additional resources assessments and discussions will be displayed as well. Assessments will be active only once the section is started and completed.

Click on the start section button. Go through all the content so you are prepared for the assessment.

Please download the course content to your device or print the resource material.

You will need this information to prepare for the one-on-one assessment evaluation after the course.

MODULE SECTION



Complete Section



Mrs. Naomi Van der Merw

Section 1 - Introduction to Occupational Health and Safety

Instructions

Content

Resources

Assignments

68650002-176a-4164-b5c9-a72a04d09bd0.pdf

OCCUPATIONAL HEALTH AND SAFETY IN THE PEST CONTROL INDUSTRY

SECTION 1 INTRODUCTION TO THE OCCUPATIONAL

Click on the complete section button once you are ready to take on the assessment.
You will not be able to proceed to the next step if you do not click on the complete section.

Once you are registered for the course, you have 21 days to complete the course, when you do not finish the Course within that time period, the system will mark your course as Incomplete – Failed and you will not be able to Proceed with the course.



SECTIONS

15

DURATION

Start Date:
Wednesday, October 18, 2023
End Date:
Friday, November 10, 2023



STATUS & RESULTS

Completed
Failed



PERFORMANCE SUMMARY

Completed on Friday, November 10,
2023 @ 2:10:51 AM


FACILITATOR

Mrs. Course Coordinator

DASHBOARD AND TASKS

Welcome Mrs. Naomi Van der Merwe

Select a course



The course card features a background image of various safety and pest control equipment, including a yellow hard hat, safety glasses, and work boots. A colorful circular logo for the Pest Control Industries Training Academy (NPIC) is overlaid on the image. The text on the card reads: "Occupational Health and Safety in the Pest Control Industry" and "In Progress".




Go back to your dashboard. Then scroll down to the tasks section.

Activity Feed Available Tasks Help

You have 1 available task

Start Assessment for OH&S in the Pest Control Industry - SECTION 1: Introduction to the Occupational Health and Safety Act



The assessment will display here. Click on it to start.

ASSESSMENTS



Mrs. Naomi Van der Merwe

Occupational Health and Safety

Assessment for OH&S in the Pest Control Industry - SECTION 1: Introduction to the Occupational Health and Safety Act

This programme has been developed to provide you with an understanding of the requirements of the Occupational Health and Safety Act and regulations thereto, and the consequences of non-compliance with these requirements. This programme further provides you with an understanding of the duties and responsibilities of employers and employees to ensure health and safety in the workplace; the legislative and regulatory requirements to eliminate or reduce the health and safety hazards that Pest Control Operators (PCO's) and their workers are exposed to as well as the hazards people other than people at work could be exposed to arising out of or in connection with the activities at a worksite; the workplace occupational health and safety risk management process; and the regulatory and general health and safety standards and practices for PCO's and fumigators.

The Occupational Health and Safety in the Pest Control Industry programme consists of two/2 sections, namely:

Section 1: Introduction to Occupational Health and Safety

Section 2: Pest Control Health and Safety Risk Management

The programme content covers the following:



The basic information on the assessment will be displayed here. Scroll down on this page and click on the start button.

INFORMATION

Date:
15 NOV 2023

Marks:
30 Marks
Pass Rate:
60 Percent

Examinator:
PCITA
Facilitator:
Course Coordinator
Candidate:
Naomi Van der Merwe

INSTRUCTIONS



START ASSIGNMENT

Click on the start assessment

START ASSESSMENT

Question 2

(5)

The maintenance of employee health and safety is the responsibility of?

- Oa. The employees
- Ob. The employer
- Oc. All of the above

Back Submit Skip

1 2 3 4 5 6

Select your answer.

Please click on the submit button to submit your answer. If you click on next, your answer will not be submitted. The system will mark the answers as failed.

All submitted answers will be displayed in green at the bottom and in red if not yet submitted.

FINISH ASSESSMENT

Occupational Health and Safety - Occupational Health and Safety - Module Content

Question:
5 / 6

Time Remaining:
01:55

Assessment for OH&S in the Pest Control Industry - SECTION 1: Introduction to the Occupational Health and Safety Act

End of ASSIGNMENT

When you're ready please click the FINISH button below.

Back

FINISH ASSIGNMENT



1 2 3 4 5 6


Click on the FINISH ASSESSMENT button at the end.
You will see all submitted answers in green.

TASK AND RESULTS

Assessment for OH&S in the Pest Control Industry - SECTION 1: Introduction to the Occupational Health and Safety Act

Assignment Worksheet #: 3687

Task

Student:  Mrs. Naomi Van der Merwe	Module: Occupational Health and Safety - Module Content	Location: Other
Mrs. Naomi Van der Merwe	Status: Pass	Results: 83%
	Started Date: Thursday, November 16, 2023	Facilitator: Mrs. Course Coordinator
	Completed Date: Thursday, November 16, 2023	Moderator: -
		Assessor: -
Additional Notes: Auto-Marked on 11/16/2023 8:45:08 AM		

The system will auto mark your assessment and you will receive your results on the next screen. Go back to Dashboard to start the next section.

ON THE MAIN 3 COURSES – STRUCTURAL HEALTH AND NUISANCE-WEED CONTROL- TERMITE PRE POST CONSTRUCTION A MESSAGE WILL TELL THE STUDENT TO APPLY FOR A ONE ON ONE ASSESSMENT AND TO DOWNLOAD THE ASSESSMENT EVALUTAION APPLICATION FORM.



One on One assessment required. Apply for your practical assessment at the office.

[Click here to download the assessment evaluation application form.](#)

Available Tasks

Activity Feed Available Tasks **Help**

One on One assessment required for Pre- and Post-construction Termiticide Application for Control of Termites. Apply for your practical assessment at the office. [Click here to download the assessment evaluation application form.](#)

One on One assessment required for Structural Pest Control Skills Course. Apply for your practical assessment at the office. [Click here to download the assessment evaluation application form.](#)

One on One assessment required for Weed and Invader Plant Management . Apply for your practical assessment at the office. [Click here to download the assessment evaluation application form.](#)

You have 0 available tasks

Click on the Download the assessment evaluation application form. Please send the application form to training@pcita.org.za to apply for a one-on-one evaluation with an Assessor.

Assessment Evaluation Application

I hereby wish to apply for the final Assessment



Form must be completed in the student's own handwriting

Please send a copy of ID

Please scan or WhatsApp (083 294 8066) application form to training@pcita.org.za, the course coordinator will contact you to arrange an Assessment date. A Certificate will be issued after the Assessment has been done

Student's Name & Surname	
ID Number	
Course Title	
Student Signature & date	Signature: _____ Date: _____
For office use:	
Assessor	
MS Teams	<input type="checkbox"/> Notes:
Centurion Office	<input type="checkbox"/>

Signature:

Date:

DOWNLOAD ASSESSMENT EVALUATION APPLICATION



Hazel Close Office Park
Unit 6 Building 4
141 Witch Hazel Avenue
Highveld Techno Park
Centurion 0046
Cell: 083 294 8066
TEL: 012-654-7708
Email: training@pcita.org.za

Assessment Evaluation Application

I hereby wish to apply for the final Assessment

Form must be completed in the student's own handwriting

Please send a copy of ID

Please scan or WhatsApp (083 294 8066) application form to training@pcita.org.za.

the course coordinator will contact you to arrange an Assessment date. A Certificate will be issued after the Assessment has been done

Student's Name & Surname	
ID Number	
Course Title	
Student Signature & date	Signature: _____ Date: _____
For office use:	
Assessor	
MS Teams	<input type="checkbox"/> Notes:
Centurion Office	<input type="checkbox"/>

Signature:

Date:

AFTER THE ONE-ON-ONE EVALUATION ASSESSMENT HAS BEEN DONE, A CERTIFICATE WILL BE ISSUED